

ML640 Recessed Horizontal Soap Dispenser

Material Specifications

- #304 Stainless Steel

Mounting

- Recess Mount Concealed Fix

Dimensions

- **Overall Size:** 260mmW x 150mmH x 159mmD
- **Wall Opening:** 235mmW x 125mmH x 105mmD

Finish

- Satin Stainless Steel

Installation Guidelines

- *May be subject to Australian Building Code Regulations for height and location fixing and may be subject to placement as per architectural drawings. In all cases, this is the responsibility of the installer.*

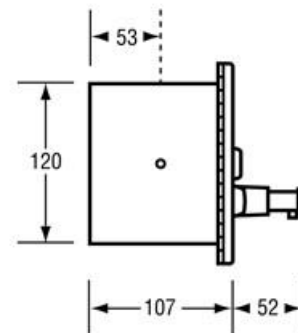
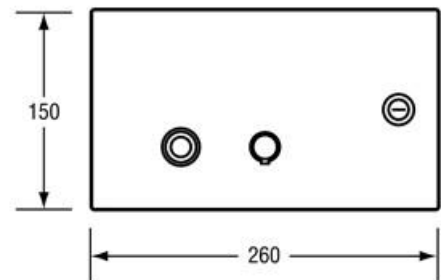
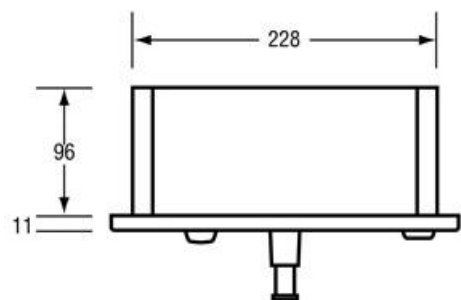
1. Create a wall opening to dimensions noted. Dependent upon cavity depth to surface material, a noggin should be installed 50mm in depth from the surface being fitted, for a secure fixing.
2. Open the unit by unlocking the face panel with the key provided and swing reservoir section outward, to access the mounting holes located at the rear of the unit.
3. Mark the fixing holes on the noggin and use the provided screws and wall plugs to pre-screw the holes.
4. On the perimeter of the flange surround, place a suitable amount of an adhesive or high strength bonding agent, then insert the unit into the wall cavity. Level the unit and push firmly so that it sits flush with outer wall section.
5. Firmly screw the soap dispenser into place and leave the adhesive to set for 24 hours before using.
 - **Note:** Apply ample silicone around the fixings to avoid water ingress.

Operation

- The recommended liquid soap (not included) must be either coconut or vegetable oil based to ensure correct function and operational longevity of the unit.

Features

- Pump action soap dispenser valve
- Liquid level indicator window
- Unit fitted with tumbler lock
- 1.2L Capacity





This product is AS1428.1 compliant (accessible compliant) when installed in accordance with the guidelines.

The technical recommendations contained in this document are necessarily of a general nature and should not be relied on for specific applications without first securing competent advice. Whilst Metlam Australia Pty Ltd has taken all reasonable steps to ensure the information contained herein is accurate and current, it does not warrant the accuracy or completeness of the information and does not accept liability for errors or omissions. Any Commercial product should only be installed by a competent tradesperson and serviced/maintained by knowledgeable janitorial staff or competent people. Metlam Australia accepts no responsibility for any damage to product, walls or fixtures due to incorrect installation or maintenance of any of their products.

The photographs and line drawings of the products presented above are representational only.
Metlam Australia Pty Ltd reserves the right to, and from time to time, make changes and improvements in design and dimensions.